

2019



ASBK.COM.AU f t i y

Round 3 : The Bend Motorsports Park : April 25 - 28

AUSTRALIAN SUPERSPORT CHAMPIONSHIP

Race 1

Date: 27/04/19
 Event: R06
 Weather: Sunny - 16.9C
 Track: Dry - Temp: 22.9C

Started at: 16:40:06
 Laps: 8
 Starters: 18
 Printed at: 17:01

PROVISIONAL CLASSIFICATION

Pos	No	Name	Machine	Laps	Race Time	Behind Leader	Fastest Lap	On Lap	Top Speed
1	7	Tom TOPARIS (NSW) / Leda Nutrition / Ganter Constructions / YRD / Landbridge Racing / Motul / Pirelli	Yamaha YZF-R6	8	15:37.086		1:55.912	3	259
2	27	Nic LIMINTON (SA) / Yamaha Motor Aus / Race Bike Services / Maxima Oils / SBS Brakes / Arai Aust.	Yamaha YZF-R6	8	15:42.476	5.390	1:56.577	2	258
3	17	Broc PEARSON (QLD) / City2Surf Locksmiths	Yamaha YZF-R6	8	15:53.420	16.334	1:57.102	3	263
4	33	Reid BATTYE (NSW)	Suzuki GSX-R	8	15:58.043	20.957	1:57.890	4	256
5	86	Dallas SKEER (SA) / Penrite Oils / Barry Francis M-c / Suzuki Aust / Ron Angel Classic Racing / Stefs T-port	Suzuki GSX-R	8	15:58.865	21.779	1:58.756	5	261
6	96	Luke MITCHELL (NSW) / JNL Racing	Yamaha YZF-R6	8	15:59.483	22.397	1:58.859	3	258
7	68	Oli BAYLISS (QLD) / Cube Racing	Yamaha YZF-R6	8	16:07.715	30.629	1:58.916	4	263
8	22	Zac JOHNSON (VIC) / Rebuilder / Earmold Australia / Savy Civil	Yamaha YZF-R6	8	16:07.766	30.680	1:58.468	4	261
9	51	Avalon BIDDLE (NZ) / Cube Racing / MTF Finance / Yamaha Aus / Pirelli / Ozzy Performance	Yamaha YZF-R6	8	16:07.979	30.893	1:58.756	6	266
10	46	Aidan HAYES (NSW) / Hayes Johnston Chartered Accountants / Hayes Electrical / YRD / Sheppards Diesel	Yamaha YZF-R6	8	16:09.867	32.781	1:59.208	4	264
11	555	Andrew EDSER (NSW) / Race Art Designs / Penrite Oil	Kawasaki ZX6R	8	16:15.028	37.942	2:00.035	7	267
12	82	Chris QUINN (NSW) / Coopers Dry The Channon Tavern / HXR / Addicted to Track / YRD	Yamaha YZF-R6	8	16:18.769	41.683	2:00.966	5	260
13	42	Jack PASSFIELD (NSW) / Stay Upright Rider Training / Dmoto / GASD Suspension / KYT Helmets / Knight Designs	Yamaha YZF-R6	8	16:19.491	42.405	2:01.110	8	253
14	153	Timothy DONNON (SA) / Liqui Moly	Suzuki GSX-R	8	16:20.899	43.813	2:01.265	4	259
15	91	Ben LIEBIG (SA)	Triumph 675 R	8	16:30.116	53.030	2:01.656	3	249
16	61	Rhys BELLING (VIC) / LXI Racing / YRD / Yamaha / The Grinning Dingo / AARK Suspension & Tuning	Yamaha YZF-R6	8	16:45.732	1:08.646	1:59.622	3	264
17	15	Bronson PICKETT (WA) / Silkolene Oils / M&B Rubbish Disposal / JW Moto Parts / Steves M-cycles Midland	Yamaha YZF-R6	8	16:46.565	1:09.479	2:04.648	4	251
18	31	John QUINN (VIC) / SC Project Oceania / AARK Suspension & Tuning	Triumph 675 R	8	16:51.728	1:14.642	2:04.689	5	251

Fastest Lap was 1:55.912 by Tom TOPARIS (NSW)

New race lap record for SS class - Previous: 1:56.404 by Cru HALLIDAY (NSW) on a Yamaha YZF-R6 set on 22/04/18

The results are provisional until the end of the time limit for protests and appeals.

Chief Timekeeper - Scott Lang

Clerk of Course - Tom Williams



www.computime.com.au
 COMPUTIME RACE TIMING SYSTEMS PTY LTD



2019



ASBK.COM.AU f t i y

Round 3 : The Bend Motorsports Park : April 25 - 28

AUSTRALIAN SUPERSPORT CHAMPIONSHIP

Race 1

Date: 27/04/19
 Event: R06
 Weather: Sunny - 16.9C
 Track: Dry - Temp: 22.9C


Started at: 16:40:06
 Laps: 8
 Starters: 18
 Printed at: 17:01

PROVISIONAL LAP TIMES

No	Name	Lap 1	Lap 2	Lap 3	Lap 4	Lap 5	Lap 6	Lap 7	Lap 8
7	Tom TOPARIS (NSW)	2:00.036	1:55.957	1:55.912	1:56.607	1:56.848	1:56.930	1:57.426	1:57.370
15	Bronson PICKETT (WA)	2:11.590	2:05.134	2:04.734	2:04.648	2:04.975	2:04.879	2:05.112	2:05.493
17	Broc PEARSON (QLD)	2:04.683	1:57.544	1:57.102	1:57.537	1:57.914	1:58.857	1:59.985	1:59.798
22	Zac JOHNSON (VIC)	2:06.236	2:00.043	1:59.055	1:58.468	1:59.167	2:04.089	1:59.654	2:01.054
27	Nic LIMINTON (SA)	2:01.035	1:56.577	1:56.788	1:57.029	1:56.932	1:57.559	1:58.057	1:58.499
31	John QUINN (VIC)	2:13.153	2:06.691	2:04.979	2:05.270	2:04.689	2:06.954	2:04.974	2:05.018
33	Reid BATTYE (NSW)	2:03.694	1:58.031	1:58.129	1:57.890	1:58.876	1:59.808	2:00.487	2:01.128
42	Jack PASSFIELD (NSW)	2:08.532	2:02.455	2:01.539	2:01.490	2:01.846	2:01.128	2:01.391	2:01.110
46	Aidan HAYES (NSW)	2:05.972	2:00.221	2:02.476	1:59.208	2:00.405	1:59.374	2:02.623	1:59.588
51	Avalon BIDDLE (NZ)	2:07.981	2:02.125	2:00.170	1:59.636	1:59.111	1:58.756	2:00.415	1:59.785
61	Rhys BELLING (VIC)	2:06.124	2:00.891	1:59.622	1:59.650	2:00.708	2:00.269	2:00.677	2:37.791
68	Oli BAYLISS (QLD)	2:06.884	1:59.932	1:59.280	1:58.916	2:01.667	2:00.091	1:59.918	2:01.027
82	Chris QUINN (NSW)	2:08.675	2:01.342	2:01.546	2:01.163	2:00.966	2:01.075	2:01.588	2:02.414
86	Dallas SKEER (SA)	2:04.627	1:59.349	1:59.149	1:59.228	1:58.756	1:59.088	1:59.516	1:59.152
91	Ben LIEBIG (SA)	2:09.894	2:02.747	2:01.656	2:02.111	2:02.526	2:03.429	2:03.218	2:04.535
96	Luke MITCHELL (NSW)	2:03.244	1:59.319	1:58.859	2:00.195	1:59.307	2:00.077	1:59.338	1:59.144
153	Timothy DONNON (SA)	2:10.333	2:01.369	2:01.392	2:01.265	2:02.000	2:01.653	2:01.500	2:01.387
555	Andrew EDSER (NSW)	2:08.008	2:01.783	2:01.423	2:00.952	2:01.151	2:00.711	2:00.035	2:00.965

The results are provisional until the end of the time limit for protests and appeals.


 Chief Timekeeper - Scott Lang


 Clerk of Course - Tom Williams



www.computime.com.au
 COMPUTIME RACE TIMING SYSTEMS PTY LTD



2019



ASBK.COM.AU f t i y

Round 3 : The Bend Motorsports Park : April 25 - 28

AUSTRALIAN SUPERSPORT CHAMPIONSHIP

Race 1

Date: 27/04/19
 Event: R06
 Weather: Sunny - 16.9C
 Track: Dry - Temp: 22.9C

Started at: 16:40:06
 Laps: 8
 Starters: 18
 Printed at: 17:01

PROVISIONAL SPLIT TIMES

Lap	Split 1	Split 2	Split 3	Split 4	Lap Time	Spd	Lap	Split 1	Split 2	Split 3	Split 4	Lap Time	Spd
7 Tom TOPARIS (NSW) (1st)							7	26.116	33.438	30.115	29.985	1:59.654	261
1	29.207	32.652	<u>29.111</u>	29.066	2:00.036	214	8	26.298	34.334	30.194	30.228	2:01.054	253
2	<u>25.224</u>	32.630	29.129	28.974	1:55.957	258	27 Nic LIMINTON (SA) (2nd)						
3	25.247	32.664	29.130	<u>28.871</u>	<u>1:55.912</u>	257	1	29.865	32.484	29.419	<u>29.267</u>	2:01.035	215
4	25.286	32.918	29.199	29.204	1:56.607	258	2	25.426	32.379	<u>29.356</u>	29.416	<u>1:56.577</u>	258
5	25.406	32.735	29.346	29.361	1:56.848	257	3	25.723	<u>32.304</u>	29.425	29.336	1:56.788	256
6	25.374	<u>32.602</u>	29.473	29.481	1:56.930	258	4	<u>25.410</u>	32.366	29.782	29.471	1:57.029	258
7	25.537	32.818	29.677	29.394	1:57.426	257	5	25.548	32.467	29.519	29.398	1:56.932	257
8	25.464	33.007	29.356	29.543	1:57.370	259	6	25.789	32.602	29.697	29.471	1:57.559	258
15 Bronson PICKETT (WA) (17th)							7	25.886	32.713	29.768	29.690	1:58.057	257
1	32.317	35.525	32.150	31.598	2:11.590	217	8	25.753	32.956	29.881	29.909	1:58.499	258
2	27.385	34.977	31.536	31.236	2:05.134	251	31 John QUINN (VIC) (18th)						
3	27.245	<u>34.874</u>	31.241	31.374	2:04.734	249	1	32.686	36.019	32.362	32.086	2:13.153	222
4	<u>27.091</u>	34.998	<u>31.225</u>	31.334	<u>2:04.648</u>	248	2	27.521	35.480	31.944	31.746	2:06.691	249
5	27.315	34.884	31.325	31.451	2:04.975	245	3	<u>27.032</u>	35.156	31.390	31.401	2:04.979	251
6	27.127	34.882	31.763	<u>31.107</u>	2:04.879	247	4	27.408	35.146	31.459	31.257	2:05.270	244
7	27.190	35.192	31.432	31.298	2:05.112	248	5	27.051	<u>35.025</u>	31.534	31.079	<u>2:04.689</u>	248
8	27.241	35.489	31.391	31.372	2:05.493	247	6	27.136	35.096	33.243	31.479	2:06.954	249
17 Broc PEARSON (QLD) (3rd)							7	27.529	35.346	<u>31.228</u>	<u>30.871</u>	2:04.974	248
1	30.684	33.508	30.229	30.262	2:04.683	215	8	27.104	35.106	31.446	31.362	2:05.018	245
2	<u>25.321</u>	<u>32.428</u>	30.202	29.593	1:57.544	263	33 Reid BATTYE (NSW) (4th)						
3	25.589	32.618	<u>29.409</u>	<u>29.486</u>	<u>1:57.102</u>	261	1	30.385	33.253	30.287	29.769	2:03.694	217
4	25.371	32.954	29.491	29.721	1:57.537	258	2	<u>25.704</u>	32.819	29.869	29.639	1:58.031	256
5	25.328	33.105	29.588	29.893	1:57.914	258	3	25.991	32.864	<u>29.659</u>	<u>29.615</u>	1:58.129	252
6	25.478	33.353	29.844	30.182	1:58.857	259	4	25.745	<u>32.663</u>	29.663	29.819	<u>1:57.890</u>	255
7	25.910	33.567	30.164	30.344	1:59.985	258	5	25.893	32.977	29.971	30.035	1:58.876	253
8	25.758	33.482	30.089	30.469	1:59.798	258	6	26.298	33.113	30.302	30.095	1:59.808	254
22 Zac JOHNSON (VIC) (8th)							7	26.321	33.547	30.473	30.146	2:00.487	254
1	31.293	34.078	30.503	30.362	2:06.236	223	8	26.494	33.711	30.565	30.358	2:01.128	254
2	26.413	33.722	29.955	29.953	2:00.043	258	42 Jack PASSFIELD (NSW) (13th)						
3	26.315	33.178	<u>29.533</u>	30.029	1:59.055	257	1	31.699	34.943	30.944	30.946	2:08.532	220
4	<u>25.823</u>	<u>33.043</u>	29.911	<u>29.691</u>	<u>1:58.468</u>	257	2	26.662	34.460	30.698	30.635	2:02.455	252
5	26.233	33.387	29.779	29.768	1:59.167	259	3	26.483	34.176	30.532	<u>30.348</u>	2:01.539	252
6	27.188	36.336	30.282	30.283	2:04.089	260							

Chief Timekeeper - Scott Lang

Clerk of Course - Tom Williams



www.computime.com.au

COMPUTIME RACE TIMING SYSTEMS PTY LTD



2019



ASBK.COM.AU f t i y

Round 3 : The Bend Motorsports Park : April 25 - 28

AUSTRALIAN SUPERSPORT CHAMPIONSHIP

Race 1

Date: 27/04/19
Event: R06
Weather: Sunny - 16.9C
Track: Dry - Temp: 22.9C

Started at: 16:40:06
Laps: 8
Starters: 18
Printed at: 17:01

PROVISIONAL SPLIT TIMES

Lap	Split 1	Split 2	Split 3	Split 4	Lap Time	Spd	Lap	Split 1	Split 2	Split 3	Split 4	Lap Time	Spd
4	26.542	33.997	30.357	30.594	2:01.490	253	1	30.507	33.448	30.964	31.965	2:06.884	223
5	27.134	33.892	30.341	30.479	2:01.846	249	2	26.339	33.243	30.404	29.946	1:59.932	254
6	26.489	33.637	30.443	30.559	2:01.128	250	3	26.009	33.297	30.109	29.865	1:59.280	263
7	26.549	34.024	30.438	30.380	2:01.391	248	4	25.954	32.929	29.974	30.059	1:58.916	260
8	26.397	33.871	30.372	30.470	2:01.110	251	5	28.624	33.281	29.886	29.876	2:01.667	258
							6	25.937	33.200	30.510	30.444	2:00.091	259
							7	26.109	33.548	30.098	30.163	1:59.918	258
							8	26.275	34.237	30.184	30.331	2:01.027	255
46 Aidan HAYES (NSW) (10th)													
1	30.949	33.650	30.457	30.916	2:05.972	216							
2	26.347	33.566	30.078	30.230	2:00.221	259							
3	26.322	33.522	31.894	30.738	2:02.476	259							
4	26.050	33.090	30.091	29.977	1:59.208	260	82 Chris QUINN (NSW) (12th)						
5	26.973	33.130	30.192	30.110	2:00.405	260	1	31.912	35.111	31.054	30.598	2:08.675	216
6	26.197	33.112	29.747	30.318	1:59.374	261	2	26.802	33.444	30.483	30.613	2:01.342	260
7	26.000	33.483	30.286	32.854	2:02.623	264	3	26.525	33.986	30.926	30.109	2:01.546	258
8	26.153	33.110	29.711	30.614	1:59.588	262	4	26.742	33.663	30.350	30.408	2:01.163	260
							5	26.213	33.769	30.563	30.421	2:00.966	257
							6	26.183	33.733	30.674	30.485	2:01.075	258
							7	26.344	33.835	30.814	30.595	2:01.588	255
51 Avalon BIDDLE (NZ) (9th)							8	26.590	34.190	30.943	30.691	2:02.414	255
1	32.115	34.614	30.649	30.603	2:07.981	221							
2	27.759	34.150	29.967	30.249	2:02.125	266							
3	26.070	33.831	30.249	30.020	2:00.170	261	86 Dallas SKEER (SA) (5th)						
4	25.946	33.146	30.524	30.020	1:59.636	262	1	30.082	33.716	30.491	30.338	2:04.627	220
5	26.213	33.074	29.896	29.928	1:59.111	261	2	26.016	33.143	30.104	30.086	1:59.349	261
6	25.917	32.930	29.877	30.032	1:58.756	263	3	26.093	33.089	30.049	29.918	1:59.149	257
7	26.046	33.472	30.260	30.637	2:00.415	262	4	25.982	33.276	30.040	29.930	1:59.228	258
8	26.133	33.687	30.047	29.918	1:59.785	265	5	25.860	32.964	29.987	29.945	1:58.756	257
							6	25.841	33.068	30.142	30.037	1:59.088	258
							7	26.018	33.313	30.115	30.070	1:59.516	257
61 Rhys BELLING (VIC) (16th)							8	25.988	33.217	30.012	29.935	1:59.152	255
1	31.117	34.024	30.410	30.573	2:06.124	220							
2	26.395	33.664	30.552	30.280	2:00.891	260							
3	25.964	33.579	30.156	29.923	1:59.622	264	91 Ben LIEBIG (SA) (15th)						
4	25.824	33.576	30.050	30.200	1:59.650	258	1	32.987	34.923	31.008	30.976	2:09.894	217
5	25.935	33.949	30.249	30.575	2:00.708	255	2	27.115	34.459	30.664	30.509	2:02.747	247
6	25.841	33.253	30.310	30.865	2:00.269	259	3	26.468	34.217	30.420	30.551	2:01.656	249
7	26.112	33.571	30.209	30.785	2:00.677	261	4	26.558	34.444	30.429	30.680	2:02.111	249
8	26.288	34.031	30.487	1:06.985	2:37.791	255	5	26.697	34.404	30.624	30.801	2:02.526	247
							6	26.582	35.142	30.909	30.796	2:03.429	248
68 Oli BAYLISS (QLD) (7th)							7	26.771	34.423	30.945	31.079	2:03.218	247

Chief Timekeeper - Scott Lang

Clerk of Course - Tom Williams



www.computime.com.au
COMPUTIME RACE TIMING SYSTEMS PTY LTD



2019



ASBK.COM.AU f t i y

Round 3 : The Bend Motorsports Park : April 25 - 28
AUSTRALIAN SUPERSPORT CHAMPIONSHIP

Race 1

Date: 27/04/19
 Event: R06
 Weather: Sunny - 16.9C
 Track: Dry - Temp: 22.9C

Started at: 16:40:06
 Laps: 8
 Starters: 18
 Printed at: 17:01

PROVISIONAL SPLIT TIMES

Lap	Split 1	Split 2	Split 3	Split 4	Lap Time	Spd	Lap	Split 1	Split 2	Split 3	Split 4	Lap Time	Spd
8	27.131	34.800	31.133	31.471	2:04.535	244	5	27.464	33.396	30.686	30.454	2:02.000	254
							6	26.427	33.625	30.799	30.802	2:01.653	257
							7	26.469	33.838	30.533	30.660	2:01.500	256
							8	26.301	33.477	30.840	30.769	2:01.387	258
96 Luke MITCHELL (NSW) (6th)													
1	30.261	33.235	29.815	29.933	2:03.244	216							
2	25.826	33.040	30.390	30.063	1:59.319	257							
3	25.781	33.090	29.999	29.989	1:58.859	258							
4	26.313	33.149	30.508	30.225	2:00.195	257							
5	26.041	33.123	30.046	30.097	1:59.307	254							
6	26.460	33.323	30.213	30.081	2:00.077	256							
7	25.864	33.315	30.125	30.034	1:59.338	258							
8	25.947	33.217	29.988	29.992	1:59.144	258							
555 Andrew EDSER (NSW) (11th)													
1	31.839	34.519	30.847	30.803	2:08.008	224							
2	26.227	34.149	30.704	30.703	2:01.783	267							
3	26.205	34.340	30.826	30.052	2:01.423	258							
4	26.118	34.107	30.389	30.338	2:00.952	258							
5	26.157	34.132	30.477	30.385	2:01.151	257							
6	26.180	33.865	30.404	30.262	2:00.711	256							
7	26.030	33.671	30.266	30.068	2:00.035	255							
8	26.155	34.048	30.367	30.395	2:00.965	257							
153 Timothy DONNON (SA) (14th)													
1	33.382	34.762	31.379	30.810	2:10.333	216							
2	26.364	33.693	30.513	30.799	2:01.369	257							
3	26.415	33.862	30.631	30.484	2:01.392	258							
4	26.452	33.844	30.455	30.514	2:01.265	259							

The results are provisional until the end of the time limit for protests and appeals.

Scott Lang
 Chief Timekeeper - Scott Lang

Tom Williams
 Clerk of Course - Tom Williams



www.computime.com.au
COMPUTIME RACE TIMING SYSTEMS PTY LTD



2019



ASBK.COM.AU f t i y

Round 3 : The Bend Motorsports Park : April 25 - 28

AUSTRALIAN SUPERSPORT CHAMPIONSHIP

Race 1

Date: 27/04/19
Event: R06
Weather: Sunny - 16.9C
Track: Dry - Temp: 22.9C


Started at: 16:40:06
Laps: 8
Starters: 18
Printed at: 17:01

PROVISIONAL FASTEST LAPS SEQUENCE

Lap	Race Pos	No	Name	Machine	Fastest Lap	On Lap
1	1	7	Tom TOPARIS (NSW)	Yamaha YZF-R6	2:00.036	1
2	1	7	Tom TOPARIS (NSW)	Yamaha YZF-R6	1:55.957	2
3	1	7	Tom TOPARIS (NSW)	Yamaha YZF-R6	1:55.912	3

The results are provisional until the end of the time limit for protests and appeals.


Chief Timekeeper - Scott Lang


Clerk of Course - Tom Williams



www.computime.com.au
COMPUTIME RACE TIMING SYSTEMS PTY LTD



2019



ASBK.COM.AU f t i y

Round 3 : The Bend Motorsports Park : April 25 - 28

AUSTRALIAN SUPERSPORT CHAMPIONSHIP

Race 1

Date: 27/04/19
 Event: R06
 Weather: Sunny - 16.9C
 Track: Dry - Temp: 22.9C

Started at: 16:40:06
 Laps: 8
 Starters: 18
 Printed at: 17:01

PROVISIONAL LAP SHEET

No	Lap Time	Gap	No	Lap Time	Gap	No	Lap Time	Gap	No	Lap Time	Gap	No	Lap Time	Gap			
Lap 1			555	2:01.783	13.798	17	1:57.537	8.354	153	2:02.000	30.999	68	1:59.918	26.972	22	1:59.654	26.996
7	2:00.036		82	2:01.342	14.024	33	1:57.890	9.232	91	2:02.526	33.574	61	2:00.677	28.225	51	2:00.415	28.478
27	2:01.035	.999	51	2:02.125	14.113	96	2:00.195	13.105	15	2:04.975	45.721	46	2:02.623	30.563	555	2:00.035	34.347
96	2:03.244	3.208	42	2:02.455	14.994	86	1:59.228	13.841	31	2:04.689	49.422	82	2:01.588	36.639	42	2:01.391	38.665
33	2:03.694	3.658	153	2:01.369	15.709	22	1:58.468	15.290	Lap 6			153	2:01.500	39.796			
86	2:04.627	4.591	91	2:02.747	16.648	68	1:58.916	16.500	7	1:56.930		91	2:03.218	45.865			
17	2:04.683	4.647	15	2:05.134	20.731	61	1:59.650	17.775	27	1:57.559	3.630	15	2:05.112	1:01.35			
46	2:05.972	5.936	31	2:06.691	23.851	46	1:59.208	19.365	17	1:58.857	11.347	31	2:04.974	1:06.99			
61	2:06.124	6.088	Lap 3			51	1:59.636	21.400	33	1:59.808	14.138	68	2:00.091	24.480			
22	2:06.236	6.200	7	1:55.912		555	2:00.952	23.654	86	1:59.088	17.907	22	2:04.089	24.768			
68	2:06.884	6.848	27	1:56.788	2.495	82	2:01.163	24.214	96	2:00.077	18.711	61	2:00.269	24.974			
51	2:07.981	7.945	17	1:57.102	7.424	42	2:01.490	25.504	68	2:00.091	24.480	46	1:59.374	25.366			
555	2:08.008	7.972	33	1:58.129	7.949	153	2:01.265	25.847	51	1:58.756	25.489	555	2:00.711	31.738			
42	2:08.532	8.496	96	1:58.859	9.517	91	2:02.111	27.896	82	2:01.075	32.477	82	2:01.075	32.477			
82	2:08.675	8.639	86	1:59.149	11.220	15	2:04.648	37.594	42	2:01.128	34.700	42	2:01.128	34.700			
91	2:09.894	9.858	22	1:59.055	13.429	31	2:05.270	41.581	153	2:01.653	35.722	153	2:01.653	35.722			
153	2:10.333	10.297	68	1:59.280	14.191	Lap 5			91	2:03.429	40.073	68	2:01.027	30.629			
15	2:11.590	11.554	61	1:59.622	14.732	7	1:56.848		15	2:04.879	53.670	22	2:01.054	30.680			
31	2:13.153	13.117	46	2:02.476	16.764	27	1:56.932	3.001	31	2:06.954	59.446	51	1:59.785	30.893			
Lap 2			51	2:00.170	18.371	17	1:57.914	9.420	51	1:58.756	25.489	46	1:59.588	32.781			
7	1:55.957		555	2:01.423	19.309	33	1:58.876	11.260	555	2:00.711	31.738	555	2:00.965	37.942			
27	1:56.577	1.619	82	2:01.546	19.658	96	1:59.307	15.564	82	2:01.075	32.477	82	2:02.414	41.683			
33	1:58.031	5.732	42	2:01.539	20.621	86	1:58.756	15.749	42	2:01.128	34.700	42	2:01.110	42.405			
17	1:57.544	6.234	153	2:01.392	21.189	22	1:59.167	17.609	91	2:03.429	40.073	153	2:01.387	43.813			
96	1:59.319	6.570	91	2:01.656	22.392	68	2:01.667	21.319	15	2:04.879	53.670	91	2:04.535	53.030			
86	1:59.349	7.983	15	2:04.734	29.553	61	2:00.708	21.635	31	2:06.954	59.446	61	2:37.791	1:08.64			
46	2:00.221	10.200	31	2:04.979	32.918	46	2:00.405	22.922	Lap 7			15	2:05.493	1:09.47			
22	2:00.043	10.286	Lap 4			51	1:59.111	23.663	7	1:57.426		31	2:05.018	1:14.64			
68	1:59.932	10.823	7	1:56.607		46	2:00.405	22.922	27	1:58.057	4.261	7	1:57.426				
61	2:00.891	11.022	27	1:57.029	2.917	555	2:01.151	27.957	17	1:59.985	13.906	17	1:59.985	13.906			
						82	2:00.966	28.332	33	2:00.487	17.199	86	1:59.516	19.997			
						42	2:01.846	30.502	86	1:59.516	19.997	96	1:59.338	20.623			
									96	1:59.338	20.623						

The results are provisional until the end of the time limit for protests and appeals.

Scott Lang
 Chief Timekeeper - Scott Lang

Tom Williams
 Clerk of Course - Tom Williams



www.computime.com.au
COMPUTIME RACE TIMING SYSTEMS PTY LTD



2019



ASBK.COM.AU f t i y

Round 3 : The Bend Motorsports Park : April 25 - 28

AUSTRALIAN SUPERSPORT CHAMPIONSHIP

Race 1

Date: 27/04/19
Event: R06
Weather: Sunny - 16.9C
Track: Dry - Temp: 22.9C

Started at: 16:40:06
Laps: 8
Starters: 18
Printed at: 17:01

PROVISIONAL LAP CHART

Grid	1	2	3	4	5	6	7	8
7	7	7	7	7	7	7	7	7
27	27	27	27	27	27	27	27	27
17	96	33	17	17	17	17	17	17
33	33	17	33	33	33	33	33	33
96	86	96	96	96	96	86	86	86
46	17	86	86	86	86	96	96	96
68	46	46	22	22	22	68	68	68
51	61	22	68	68	68	22	22	22
86	22	68	61	61	61	61	61	51
22	68	61	46	46	46	46	51	46
82	51	555	51	51	51	51	46	555
61	555	82	555	555	555	555	555	82
153	42	51	82	82	82	82	82	42
555	82	42	42	42	42	42	42	153
91	91	153	153	153	153	153	153	91
42	153	91	91	91	91	91	91	61
31	15	15	15	15	15	15	15	15
15	31	31	31	31	31	31	31	31

The results are provisional until the end of the time limit for protests and appeals.

Chief Timekeeper - Scott Lang

Clerk of Course - Tom Williams



www.computime.com.au
COMPUTIME RACE TIMING SYSTEMS PTY LTD



2019



ASBK.COM.AU f t i y

Round 3 : The Bend Motorsports Park : April 25 - 28

AUSTRALIAN SUPERSPORT CHAMPIONSHIP

Race 1

Date: 27/04/19
 Event: R06
 Weather: Sunny - 16.9C
 Track: Dry - Temp: 22.9C

Started at: 16:40:06
 Laps: 8
 Starters: 18
 Printed at: 17:01

PROVISIONAL BEST PARTIAL TIMES

Pos	Split 1		Split 2		Split 3		Split 4		LAP		Ideal	Fastest
	Name	Time	Name	Time	Name	Time	Name	Time	Name	Time		
1	T. TOPARIS	25.224	N. LIMINTON	32.304	T. TOPARIS	29.111	T. TOPARIS	28.871	T. TOPARIS	1:55.808	1:55.912	
2	B. PEARSON	25.321	B. PEARSON	32.428	N. LIMINTON	29.356	N. LIMINTON	29.267	N. LIMINTON	1:56.337	1:56.577	
3	N. LIMINTON	25.410	T. TOPARIS	32.602	B. PEARSON	29.409	B. PEARSON	29.486	B. PEARSON	1:56.644	1:57.102	
4	R. BATTYE	25.704	R. BATTYE	32.663	Z. JOHNSON	29.533	R. BATTYE	29.615	R. BATTYE	1:57.641	1:57.890	
5	L. MITCHELL	25.781	O. BAYLISS	32.929	R. BATTYE	29.659	Z. JOHNSON	29.691	Z. JOHNSON	1:58.090	1:58.468	
6	Z. JOHNSON	25.823	A. BIDDLE	32.930	A. HAYES	29.711	O. BAYLISS	29.865	L. MITCHELL	1:58.569	1:58.859	
7	R. BELLING	25.824	D. SKEER	32.964	L. MITCHELL	29.815	A. BIDDLE	29.918	O. BAYLISS	1:58.617	1:58.916	
8	D. SKEER	25.841	L. MITCHELL	33.040	A. BIDDLE	29.877	D. SKEER	29.918	A. BIDDLE	1:58.642	1:58.756	
9	A. BIDDLE	25.917	Z. JOHNSON	33.043	O. BAYLISS	29.886	R. BELLING	29.923	D. SKEER	1:58.710	1:58.756	
10	O. BAYLISS	25.937	A. HAYES	33.090	D. SKEER	29.987	L. MITCHELL	29.933	A. HAYES	1:58.778	1:59.208	
11	A. HAYES	26.000	R. BELLING	33.253	R. BELLING	30.050	A. HAYES	29.977	R. BELLING	1:59.050	1:59.622	
12	A. EDSER	26.030	T. DONNON	33.396	A. EDSER	30.266	A. EDSER	30.052	A. EDSER	2:00.019	2:00.035	
13	C. QUINN	26.183	C. QUINN	33.444	J. PASSFIELD	30.341	C. QUINN	30.109	C. QUINN	2:00.086	2:00.966	
14	T. DONNON	26.301	J. PASSFIELD	33.637	C. QUINN	30.350	J. PASSFIELD	30.348	T. DONNON	2:00.606	2:01.265	
15	J. PASSFIELD	26.397	A. EDSER	33.671	B. LIEBIG	30.420	T. DONNON	30.454	J. PASSFIELD	2:00.723	2:01.110	
16	B. LIEBIG	26.468	B. LIEBIG	34.217	T. DONNON	30.455	B. LIEBIG	30.509	B. LIEBIG	2:01.614	2:01.656	
17	J. QUINN	27.032	B. PICKETT	34.874	B. PICKETT	31.225	J. QUINN	30.871	J. QUINN	2:04.156	2:04.689	
18	B. PICKETT	27.091	J. QUINN	35.025	J. QUINN	31.228	B. PICKETT	31.107	B. PICKETT	2:04.297	2:04.648	

The results are provisional until the end of the time limit for protests and appeals.

Scott Lang
 Chief Timekeeper - Scott Lang

Tom Williams
 Clerk of Course - Tom Williams



www.computime.com.au
 COMPUTIME RACE TIMING SYSTEMS PTY LTD



2019



ASBK.COM.AU f t i y

Round 3 : The Bend Motorsports Park : April 25 - 28


AUSTRALIAN SUPERSPORT CHAMPIONSHIP PROVISIONAL PROGRESSIVE SERIES POINTS

AUSTRALIAN SUPERSPORT CHAMPIONSHIP

Pos	No	Name	Rnd 1 WSBK	Rnd 2 W/fld	Rnd 3 Pole	Rnd 3 Race 1	Total
1	7	Tom TOPARIS	76	51	1	25	153
2	27	Nic LIMINTON	60	32		20	112
3	17	Broc PEARSON	49	40		18	107
4	68	Oliver BAYLISS	52	35		14	101
5	33	Reid BATTYE	39	35		17	91
6	46	Aidan HAYES	44	29		11	84
7	85	Ty LYNCH	43	15			58
8	86	Dallas SKEER	14	27		16	57
9	61	Rhys BELLING	25	24		5	54
10	50	Callum SPRIGGS	49				49
11	31	John QUINN	24	20		3	47
12	42	Jack PASSFIELD	29	9		8	46
13	96	Luke MITCHELL	22			15	37
14	82	Chris QUINN	15	12		9	36
15	39	Scott NICHOLSON	31				31
16	555	Andrew EDSER	7	11		10	28
17	32	Dylan WHITESIDE	26				26
18	54	Samuel LAMBERT	12	10			22
19	22	Zac JOHNSON				13	13
20	69	Matt CRANMER	13				13
21	88	Luke SANDERS	13				13
22	51	Avalon BIDDLE				12	12
23	153	Timothy DONNON				7	7
24	91	Ben LIEBIG				6	6
25	21	Daniel LEONARD	5				5
26	15	Bronson PICKETT				4	4
27	55	Oscar DAVISON	1				1



Chief Timekeeper - Scott Lang



Clerk of Course - Tom Williams



www.computime.com.au
COMPUTIME RACE TIMING SYSTEMS PTY LTD



2019



ASBK.COM.AU f t i y

Round 3 : The Bend Motorsports Park : April 25 - 28

AUSTRALIAN SUPERSPORT CHAMPIONSHIP

Race 1


Date: 27/04/19
Event: R06
Weather: Sunny - 16.9C
Track: Dry - Temp: 22.9C


Started at: 16:40:06
Laps: 8
Starters: 18
Printed at: 17:01

PROVISIONAL RACE INFORMATION

Time	Description
16:28:20	PIT EXIT OPEN FOR 3 MINS - CLOSSES 4:31pm
16:31:22	PIT EXIT CLOSED - WARM UP LAP AT 4:37pm
16:37:10	WARM UP LAP STARTED
16:40:06	Event Start
16:55:43	Chequered Flag
16:56:39	Rider 61 (Rhys BELLING) CRASHED TURN 18 - RIDER UP
16:57:00	Rider 61 (Rhys BELLING) CRASHED TURN 18 - RIDER UP - RESUMED
16:57:55	Event Finish

The results are provisional until the end of the time limit for protests and appeals.


Chief Timekeeper - Scott Lang


Clerk of Course - Tom Williams



www.computime.com.au
COMPUTIME RACE TIMING SYSTEMS PTY LTD

